

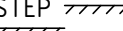




LEGEND

	DENOTES SLAB THICKNESS
	DENOTES SLAB STEP
	DENOTES SLAB PENETRATION
	DENOTES CONCRETE LOAD BEARING ELEMENTS OVER
	DENOTES CONCRETE LOAD BEARING ELEMENTS UNDER

NOTES

1. REFER TO DRAWING S001 FOR CONCRETE SPECIFICATION AND COMPACTION REQUIREMENTS.
2. FOR GENERAL NOTES REFER TO DRAWINGS S001 AND S002.
3. REFER TO THE ARCHITECTURAL DRAWINGS FOR SETOUT.
4. REFER TO THE ARCHITECTURAL DRAWINGS FOR SLAB FALLS, FINISHES, ETC.
5. REFER TO THE STANDARD DETAILS DRAWINGS FOR PLINTHS/BUNDS/KERBS, SLAB SETDOWN DETAILS, SLAB JOINTS, ETC.

STEELWORK MEMBER SCHEDULE		
MARK	SIZE	REMARKS
B1	200x50x5.0 RHS	
B2	150x50x5.0 RHS	
B3	200UB25.4	

GENERAL NOTES: CONTRACTOR TO CHECK ALL DIMENSIONS ON SITE. REFER ANY DISCREPANCIES TO ARCHITECT FOR A DECISION, PRIOR TO COMMENCING ANY WORK OR PREPARING ANY SHOP DRAWING.

A	29.04.19	ISSUED FOR BUILDING PERMIT	JAG	MD
REV	DATE	DESCRIPTION	DRN	CHD

FORTH
2 CLIVE STREET, WEST PERTH, WA 6005 P) 9485 2923
admin@forthconsulting.com.au

CLIENT:



ARCHITECT:



PROJECT:
GLENBURNIE TERRACE APARTMENTS
1 GLENBURNIE TERRACE
PLYMPTON SA 5038

DRAWING TITLE:
STRUCTURAL
LEVEL 1 PROFILE PLAN

BUILDING PERMIT

DRAWN:	JAG	APPROVED:	
DESIGN:	MD	DATE:	15.04.19
CHECKED:		SCALE:	1 : 100
PROJECT NUMBER:	19-080		REV
DRAWING NUMBER:	S110		A